

Periodic disclosure for the financial products referred to in Article 8, paragraphs 1, 2 and 2a, of Regulation (EU) 2019/2088 and Article 6, first paragraph, of Regulation (EU) 2020/852

Product name: CPR Invest - Climate Action Euro

Legal entity identifier: 222100JL4JHT77V5V943

**Sustainable investment** means an investment in an economic activity that contributes to an environmental or social objective, provided that the investment does not significantly harm any environmental or social objective and that the investee companies follow good governance practices.

The **EU Taxonomy** is a classification system laid down in Regulation (EU) 2020/852, establishing a list of **environmentally sustainable economic activities**. That Regulation does not lay down a list of socially sustainable economic activities. Sustainable investments with an environmental objective might be aligned with the Taxonomy or not.

## Environmental and/or social characteristics

Did this financial product have a sustainable investment objective?



Yes



No

X



It made **sustainable investments with an environmental objective**:

\_\_\_\_\_



in economic activities that qualify as environmentally sustainable under the EU Taxonomy



in economic activities that do not qualify as environmentally sustainable under the EU Taxonomy



It made a **sustainable investments with a social objective**: \_\_\_\_\_



It **promoted Environmental/Social (E/S) characteristics** and while it did not have as its objective a sustainable investment, it had a proportion of **85.73%** of sustainable investments



with an environmental objective in economic activities that qualify as environmentally sustainable under the EU Taxonomy



with an environmental objective in economic activities that do not qualify as environmentally sustainable under the EU Taxonomy



with a social objective



It promoted E/S characteristics, but **did not make any sustainable investments**



**To what extent were the environmental and/or social characteristics promoted by this financial product met?**

During the financial year, the product continuously promoted environmental and/or social characteristics by aiming to have a higher ESG score than the ESG score of its investment universe **MSCI EMU**. In determining the ESG score of the Product and the ESG investment universe, ESG /performance was continuously assessed by comparing the average performance of a security against the security issuer's industry, in respect of each of the three environmental, social and governance characteristics.

The investment universe is a broad market universe that does not evaluate or include components based on environmental and/or social characteristics and is therefore not intended to be consistent with the characteristics promoted by the fund. No ESG benchmark has been designated.

The product is labeled SRI (Social and Responsible Investment). It sought throughout the year to promote the 3 dimensions (environmental, social and governance) by taking into account the ESG rating of issuers in the construction of the portfolio.

The ESG rating of issuers aims to assess their ability to manage the potential negative impact of their activities on sustainability factors. This analysis thus aims to assess their Environmental and Societal behaviors in terms of Governance by assigning them an ESG rating ranging from A (best rating) to G (worse rating), so as to achieve a more global assessment of the risks.

1. The portfolio has consistently applied the following Amundi exclusion policy:
  - Legal exclusions on controversial weapons
  - Companies that seriously and repeatedly contravene one or more of the 10 principles of the Global Compact (UN Global Compact), without credible corrective measures;
  - The sectoral exclusions of the Amundi group on Coal and Tobacco; (details of this policy are available in Amundi's Responsible Investment Policy available on the website [www.amundi.fr](http://www.amundi.fr))
2. No investment has been made in issuers rated F or G. For any issuer whose rating has been downgraded to F or G, the securities already present in the portfolio were sold within the timeframe committed to in the prospectus and taking into account financial interest of holders
3. The weighted average ESG score of the portfolio has consistently been higher than the weighted average ESG score of the fund's investment universe after eliminating the 20% of the worst issuers
4. The fund has favored issuers that are leaders in their sector of activity according to the ESG criteria identified by the team of extra-financial analysts of the management company ("best in class" approach). With the exception of the above exclusions, all economic sectors are represented in this approach and the UCI may therefore be exposed to certain controversial sectors.

During the financial year, the product continuously promoted environmental characteristics by aiming to reduce its carbon intensity by aligning its carbon footprint intensity to that of its Benchmark **MSCI EMU**.

**Sustainability indicators** measure how the environmental or social characteristics promoted by the financial product are attained.

#### ● *How did the sustainability indicators perform?*

Amundi has developed its own in-house ESG rating process based on the "Best-in-class" approach. Ratings adapted to each sector of activity aim to assess the dynamics in which companies operate.

The sustainability indicator used is the ESG score of the Product that is measured against the ESG score of the ESG investment universe of the Product.

At the end of the period:

- The weighted average ESG rating of the portfolio is 1.313 (C).
- The weighted average ESG rating of the ESG investment universe is 1.020 (C).

The Amundi ESG rating used to determine the ESG score is an ESG quantitative score translated into seven grades, ranging from A (the best scores universe) to G (the worst). In the Amundi ESG Rating scale, the securities belonging to the exclusion list correspond to a G. For corporate issuers, ESG performance is assessed globally and at relevant criteria level by comparison with the average performance of its industry, through the combination of the three ESG dimensions:

- Environmental dimension: this examines issuers' ability to control their direct and indirect

environmental impact, by limiting their energy consumption, reducing their greenhouse emissions, fighting resource depletion and protecting biodiversity.

- Social dimension: this measures how an issuer operates on two distinct concepts: the issuer's strategy to develop its human capital and the respect of the human rights in general;
- Governance dimension: This assesses capability of the issuer to ensure the basis for an effective corporate governance framework and generate value over the long-term.

The methodology applied by Amundi ESG rating uses 38 criteria that are either generic (common to all companies regardless of their activity) or sector specific which are weighted according to sector and considered in terms of their impact on reputation, operational efficiency and regulations in respect of an issuer. Amundi ESG ratings are likely to be expressed globally on the three E, S and G dimensions or individually on any environmental or social factor.

The sustainability indicator used is the portfolio carbon footprint intensity, which is calculated as an asset weighted portfolio average and compared to the asset weighted carbon footprint intensity of the Benchmark. As a result, securities with relatively low environmental footprints had a higher probability of being selected in the portfolio compared to securities with relatively high environmental footprints.

- The weighted average carbon footprint intensity of the portfolio is 112.36
- The weighted average carbon footprint intensity of the Benchmark is 143.30

● ***... and compared to previous periods?***

At the end of the previous period, the weighted average ESG rating of the portfolio was 1.26 (C) and the weighted average ESG rating of the ESG investment universe was 1.02 (C).

● ***What were the objectives of the sustainable investments that the financial product partially intends to make and how did the sustainable investment contribute to such objectives?***

The objectives of the sustainable investments are to invest in investee companies that seek to meet two criteria:

1. follow best environmental and social practices; and
2. avoid making products or providing services that harm the environment and society.

In order for the investee company to be deemed to contribute to the above objective it must be a "best performer" within its sector of activity on at least one of its material environmental or social factors.

The definition of "best performer" relies on Amundi's proprietary ESG methodology which aims to measure the ESG performance of an investee company. In order to be considered a "best performer", an investee company must perform with the best top three rating (A, B or C, out of a rating scale going from A to G) within its sector on at least one material environmental or social factor. Material environmental and social factors are identified at a sector level. The identification of material factors is based on Amundi ESG analysis framework which combines extra-financial data and qualitative analysis of associated sector and sustainability themes. Factors identified as material result in a contribution of more than 10% to the overall ESG score. For energy sector for example, material factors are: emissions and energy, biodiversity and pollution, health and security, local communities and human rights. For a more complete overview of sectors and factors, please refer to the Amundi ESG Regulatory Statement available at [www.amundi.lu](http://www.amundi.lu)

To contribute to the above objectives, the investee company should not have significant exposure to activities (e.g.tobacco, weapons, gambling, coal, aviation, meat production, fertilizer and pesticide manufacturing, single-use plastic production) not compatible with such criteria.

The sustainable nature of an investment is assessed at investee company level.

**Principal adverse impacts** are the most significant negative impacts of investment decisions on sustainability factors relating to environmental, social and employee matters, respect for human rights, anti-corruption and anti-bribery matters.

● ***How did the sustainable investments that the financial product partially made not cause significant harm to any environmental or social sustainable investment objective?***

To ensure sustainable investments do no significant harm ('DNSH'), Amundi utilises two filters:

The first DNSH filter relies on monitoring the mandatory Principal Adverse Impacts indicators in Annex 1, Table 1 of the RTS where robust data is available (e.g. GHG intensity of investee companies) via a combination of indicators (e.g. carbon intensity) and specific thresholds or rules (e.g. that the investee company's carbon intensity does not belong to the last decile of the sector).

Amundi already considers specific Principle Adverse Impacts within its exclusion policy as part of Amundi's Responsible Investment Policy. These exclusions, which apply on the top of the tests detailed above, cover the following topics: exclusions on controversial weapons, violations of UN Global Compact principles, coal and tobacco.

Beyond the specific sustainability factors covered in the first filter, Amundi has defined a second filter, which does not take the mandatory Principal Adverse Impact indicators above into account, in order to verify that the company does not badly perform from an overall environmental or social standpoint compared to other companies within its sector which corresponds to an environmental or social score superior or equal to E using Amundi's ESG rating.

– ***How were the indicators for adverse impacts on sustainability factors taken into account?***

The indicators for adverse impacts have been taken into account as detailed in the first do not significant harm (DNSH) filter above.

The first DNSH filter relies on monitoring of mandatory Principal Adverse Impacts indicators in Annex 1, Table 1 of the Delegated Regulation (EU) 2022/1288 where robust data is available via the combination of following indicators and specific thresholds or rules:

- Have a CO2 intensity which does not belong to the last decile compared to other companies within its sector (only applies to high intensity sectors), and
- Have a Board of Directors' diversity which does not belong to the last decile compared to other companies within its sector, and
- Be cleared of any controversy in relation to work conditions and human rights.
- Be cleared of any controversy in relation to biodiversity and pollution

Amundi already considers specific Principle Adverse Impacts within its exclusion policy as part of Amundi's Responsible Investment Policy. These exclusions, which apply on the top of the tests detailed above, cover the following topics: exclusions on controversial weapons, Violations of UN Global Compact principles, coal and tobacco.

– ***Were sustainable investments aligned with the OECD Guidelines for Multinational Enterprises and the UN Guiding Principles on Business and Human Rights? Details:***

Yes, the OECD Guidelines for Multinational Enterprises and the UN Guiding Principles on Business and Human Rights are integrated into our ESG scoring methodology. Our proprietary ESG rating tool assesses issuers using available data from our data providers. For example the model has a dedicated criteria called "Community Involvement & Human Rights" which is applied to all sectors in addition to other human rights linked criteria including socially responsible supply chains, working conditions, and labour relations. Furthermore, we conduct controversy monitoring on a, at minimum, quarterly basis which includes companies identified for human rights violations. When controversies arise, analysts evaluate the situation and apply a score to the controversy (using our proprietary scoring methodology) and determine the best course of action. Controversy scores are updated quarterly to track the trend and remediation efforts.

*The EU Taxonomy sets out a “do not significant harm” principle by which Taxonomy-aligned investments should not significantly harm EU Taxonomy objectives and is accompanied by specific EU criteria.*

The “do no significant harm” principle applies only to those investments underlying the financial product that take into account the EU criteria for environmentally sustainable economic activities. The investments underlying the remaining portion of this financial product do not take into account the EU criteria for environmentally sustainable economic activities.

*Any other sustainable investments must also not significantly harm any environmental or social objectives.*



### How did this financial product consider principal adverse impacts on sustainability factors?

The product considers all the mandatory Principal Adverse Impacts as per Annex 1, Table 1 of the Delegated Regulation (EU) 2022/1288 applying to the product’s strategy and relies on a combination of exclusion policies (normative and sectorial), engagement and voting approaches:

- Exclusion : Amundi has defined normative, activity-based and sector-based exclusion rules covering some of the key adverse sustainability indicators listed by the Disclosure Regulation.
- ESG factors integration : Amundi has adopted minimum ESG integration standards applied by default to its actively managed open-ended funds (exclusion of G rated issuers and better weighted average ESG score higher than the applicable benchmark). The 38 criteria used in Amundi ESG rating approach were also designed to consider key impacts on sustainability factors, as well as quality of the mitigation undertaken are also considered in that respect.
- Engagement : Engagement is a continuous and purpose driven process aimed at influencing the activities or behaviour of investee companies. The aim of engagement activities can fall into two categories: to engage an issuer to improve the way it integrates the environmental and social dimension, to engage an issuer to improve its impact on environmental, social, and human rights-related or other sustainability matters that are material to society and the global economy.
- Vote : Amundi's voting policy responds to a holistic analysis of all the long-term issues that may influence value creation, including material ESG issues. For more information, please refer to Amundi's Voting Policy .
- Controversies monitoring : Amundi has developed a controversy tracking system that relies on three external data providers to systematically track controversies and their level of severity. This quantitative approach is then enriched with an in-depth assessment of each severe controversy, led by ESG analysts and the periodic review of its evolution. This approach applies to all of Amundi's funds.

For any further detail on how mandatory Principal Adverse Impact indicators are taken into account, please refer to the Amundi Sustainable Finance Disclosure Statement available at [www.amundi.com](http://www.amundi.com).



### What were the top investments of this financial product?

The list includes the investments

Largest Investments	Sector	Sub-Sector	Country	% Assets
---------------------	--------	------------	---------	----------

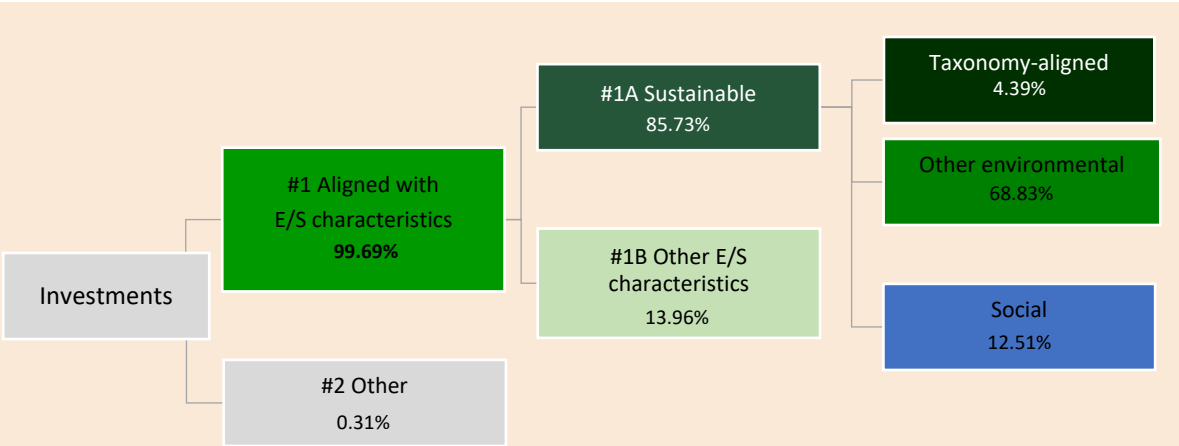
constituting the greatest proportion of investments of the financial product during the reference period which is: From 01/08/2023 to 31/07/2024

ASML HOLDING NV	Information Technology	Semiconductors & Semiconductor Equipment	Netherlands	5.79%
SANOFI - PARIS	Health Care	Pharmaceuticals Biotech & Life Sciences	France	4.20%
DEUTSCHE TELEKOM NAM (XETRA)	Communication Services	Telecommunication	Germany	3.72%
SIEMENS AG-REG	Industrials	Capital goods	Germany	3.49%
KBC GROUP NV	Financials	Banks	Belgium	3.33%
INTESA SANPAOLO	Financials	Banks	Italy	3.24%
LVMH MOET HENNESSY LOUIS VUI	Consumer Discretionary	Consumer Durables & Apparel	France	3.14%
SCHNEIDER ELECT SE	Industrials	Capital goods	France	3.06%
SAP SE / XETRA	Information Technology	Software & Services	Germany	2.98%
CAIXABANK SA	Financials	Banks	Spain	2.58%
CAPGEMINI SE	Information Technology	Software & Services	France	2.48%
PRYSMIAN SPA	Industrials	Capital goods	Italy	2.39%
IBERDROLA SA	Utilities	Electric Utilities	Spain	2.37%
PUBLICIS GROUPE SA	Communication Services	Media & Entertainment	France	2.33%
BNP PARIBAS	Financials	Banks	France	2.21%



**What was the proportion of sustainability-related investments?**

**What was the asset allocation?**



**Asset allocation** describes the share of investments in specific assets.

**#1 Aligned with E/S characteristics** includes the investments of the financial product used to attain the environmental or social characteristics promoted by the financial product.  
**#2 Other** includes the remaining investments of the financial product which are neither aligned with the environmental or social characteristics, nor are qualified as sustainable investments.  
 The category **#1 Aligned with E/S characteristics** covers:

- The sub-category **#1A Sustainable** covers environmentally and socially sustainable investments.
- The sub-category **#1B Other E/S characteristics** covers investments aligned with the environmental or social characteristics that do not qualify as sustainable investments.

● *In which economic sectors were the investments made ?*

<b>Sector</b>	<b>Sub-Sector</b>	<b>% Assets</b>
<i>Financials</i>	<i>Banks</i>	<i>14.62%</i>
<i>Industrials</i>	<i>Capital goods</i>	<i>14.13%</i>
<i>Information Technology</i>	<i>Semiconductors &amp; Semiconductor Equipment</i>	<i>10.56%</i>
<i>Health Care</i>	<i>Pharmaceuticals Biotech &amp; Life Sciences</i>	<i>7.85%</i>
<i>Communication Services</i>	<i>Telecommunication</i>	<i>6.82%</i>
<i>Information Technology</i>	<i>Software &amp; Services</i>	<i>5.45%</i>
<i>Utilities</i>	<i>Electric Utilities</i>	<i>4.23%</i>
<i>Consumer Staples</i>	<i>Food, Beverage &amp; Tobacco</i>	<i>3.63%</i>
<i>Consumer Discretionary</i>	<i>Automobiles &amp; Components</i>	<i>3.59%</i>
<i>Consumer Discretionary</i>	<i>Consumer Durables &amp; Apparel</i>	<i>3.59%</i>
<i>Materials</i>	<i>Chemicals</i>	<i>3.35%</i>
<i>Consumer Discretionary</i>	<i>Consumer Discretionary Distribution &amp; Retail</i>	<i>3.15%</i>

<i>Utilities</i>	<i>Multi-Utilities</i>	2.95%
<i>Communication Services</i>	<i>Media &amp; Entertainment</i>	2.33%
<i>Industrials</i>	<i>Commercial &amp; Professional Services</i>	2.13%
<i>Financials</i>	<i>Insurance</i>	2.09%
<i>Consumer Staples</i>	<i>Consumer Staples Distribution &amp; Retail</i>	2.08%
<i>Consumer Staples</i>	<i>Household &amp; Personal Products</i>	1.84%
<i>Financials</i>	<i>Mutual Funds</i>	1.83%
<i>Industrials</i>	<i>Transportation</i>	1.72%
<i>Consumer Discretionary</i>	<i>Consumer Services</i>	0.93%
<i>Real Estate</i>	<i>Real Estate Management &amp; Development</i>	0.81%
<i>Cash</i>	<i>Cash</i>	0.31%

To comply with the EU Taxonomy, the criteria for **fossil gas** include limitations on emissions and switching to fully renewable power or low-carbon fuels by the end of 2035. For **nuclear energy**, the criteria include comprehensive safety and waste management rules

**Enabling activities** directly enable other activities to make a substantial



### **To what extent were sustainable investments with an environmental objective aligned with the EU Taxonomy ?**

The fund promotes both environmental and social characteristics. While the fund did not commit to making investments aligned with the EU Taxonomy, during the reporting period the fund invested 4.39% in sustainable investments aligned with the EU Taxonomy. These investments contributed to the climate change mitigation objectives of the EU Taxonomy.

The alignment of investee companies with the above-mentioned EU Taxonomy objectives is measured using turnover (or revenues) and/or green bond use-of-proceeds data.

The reported alignment percentage of the investments of the fund with the EU Taxonomy has not been audited by the fund auditors or by any third party.

- **Did the financial product invest in fossil gas and/or nuclear energy related activities complying with the EU Taxonomy<sup>1</sup> ?**



contribution to an environmental objective.

**Transitional activities** are activities for which low-carbon alternatives are not yet available and among others have greenhouse gas emission levels corresponding to the best performance.

**Taxonomy-aligned activities** are expressed as a share of:

**-turnover** reflecting the share of revenue from green activities of investee companies  
**-capital expenditure (CapEx)** showing the green investments made by investee companies, e.g. for a transition to a green economy.

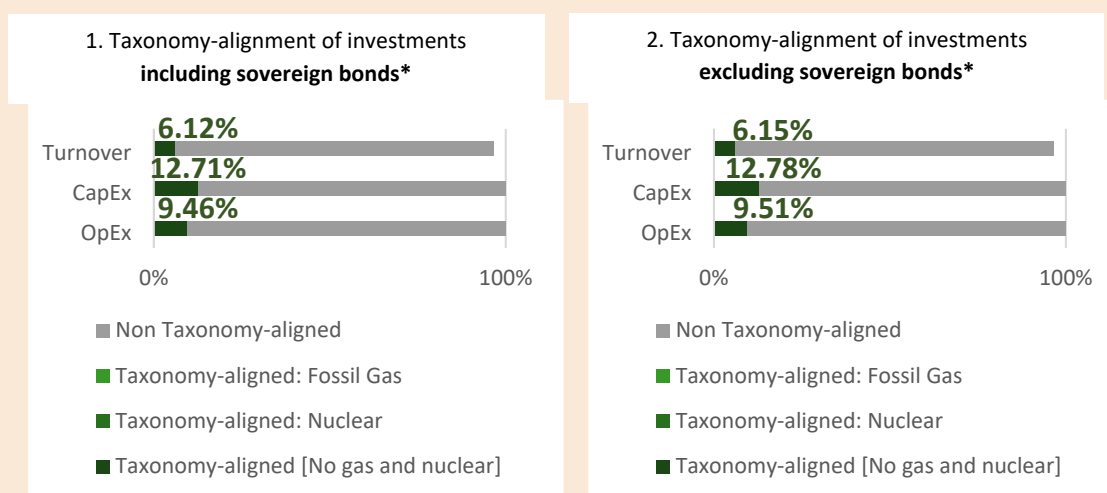
**- operational expenditure (OpEx)** reflecting green operational activities of investee companies.

- Yes:
- In fossil gas     In nuclear energy
- No

Reliable data regarding alignment with the EU Taxonomy fossil gas and nuclear energy was not available during the period.

<sup>4</sup>Fossil gas and/or nuclear related activities will only comply with the EU Taxonomy where they contribute to limiting climate change ("climate change mitigation") and do no significant harm to any EU Taxonomy objective. The full criteria for fossil gas and nuclear energy economic activities that comply with the EU Taxonomy are laid down in Commission Delegated Regulation (EU) 2022/1214.

**The graphs below show in green the percentage of investments that were aligned with the EU Taxonomy. As there is no appropriate methodology to determine the taxonomy-alignment of sovereign bonds\*, the first graph shows the Taxonomy alignment in relation to all the investments of the financial product including sovereign bonds, while the second graph shows the Taxonomy alignment only in relation to the investments of the financial product other than sovereign bonds.**




\* For the purpose of these graphs, 'sovereign bonds' consist of all sovereign exposures

● **What was the share of investments in transitional and enabling activities ?**

As of 31/07/2024, using turnover and/or green bond use-of-proceeds data as an indicator, the fund's share of investment in transitional activities was 0.01% and the share of investment in enabling activities was 3.98%. The reported alignment percentage of the investments of the fund with the EU Taxonomy has not been audited by the fund auditors or by any third party.

● **How did the percentage of investments that were aligned with the EU Taxonomy compare with previous reference periods ?**

At the end of the previous period, the percentage of investments with Taxonomy alignment was 3.17%.

 are sustainable investments with an environmental objective that **do not take into account the criteria** for environmentally sustainable economic activities under Regulation (EU) 2020/852.



### What was the share of sustainable investments with an environmental objective not aligned with the EU Taxonomy ?

The share of sustainable investments with environmental objective not aligned to taxonomy was **68.83%** at the end of the period.

This is due to the fact that some issuers are considered sustainable investments under the SFDR Regulation but do have a portion of activities that are not aligned with EU taxonomy standards, or for which data is not yet available to perform an EU taxonomy assessment.



### What was the share of socially sustainable investments ?

The share of socially sustainable investments at the end of the period was 12.51%.



### What investments were included under “other”, what was their purpose and were there any minimum environmental or social safeguards ?

“#2 Other” includes cash and other instruments held for the purpose of liquidity and portfolio risk management. For unrated bonds and shares, minimum environmental and social safeguards are in place via controversy screening against the UN Global Compact Principles. It may also include ESG unrated securities for which data needed for the measurement of attainment of environmental or social characteristics is not available.



### What actions have been taken to meet the environmental and/or social characteristics during the reference period ?

Sustainability indicators are continuously made available in the portfolio management system allowing the portfolio managers to assess the impact of their investment decisions.

These indicators are embedded within AMUNDI’s control framework, with responsibilities spread between the first level of controls performed by the Investment teams themselves and the second level of controls performed by the Risk teams, who monitor compliance with environmental or social characteristics promoted by the fund on an ongoing basis.

Moreover, AMUNDI’s Responsible Investment Policy sets out an active approach to engagement that promotes dialogue with investee companies including those in the portfolio of this product. Our Annual Engagement Report, available on <https://about.amundi.com/esg-documentation>, provides detailed reporting on this engagement and its results



### How did this financial product perform compared to the reference benchmark ?

**Reference benchmarks** are indexes to measure whether the financial product attains the environmental or social characteristics that they promote.

This product does not have an ESG Benchmark.

- ***How does the reference benchmark differ from a broad market index ?***

This product does not have an ESG Benchmark.

- ***How did this financial product perform with regard to the sustainability indicators to determine the alignment of the reference benchmark with the environmental or social characteristics promoted?***

This product does not have an ESG Benchmark.

- ***How did this financial product perform compared with the reference benchmark ?***

This product does not have an ESG Benchmark.

- ***How did this financial product perform compared with the broad market index ?***

This product does not have an ESG Benchmark.