

Periodic disclosure for the financial products referred to in Article 9, paragraphs 1 to 4a, of Regulation (EU) 2019/2088 and Article 5 first paragraph, of Regulation (EU) 2020/852

Product name: AMUNDI FUNDS EURO CORPORATE SHORT TERM IMPACT GREEN BOND

Legal entity identifier: 549300U5T6UEW3OI8O37

Sustainable investment objective

Did this financial product have a sustainable investment objective?



X

Yes



No



It made **sustainable investments with an environmental objective:** 89.86%



in economic activities that qualify as environmentally sustainable under the EU Taxonomy



in economic activities that do not qualify as environmentally sustainable under the EU Taxonomy



It made a **sustainable investments with a social objective:** _____



It promoted **Environmental/Social (E/S) characteristics** and while it did not have as its objective a sustainable investment, it had a proportion of _____ of sustainable investments



with an environmental objective in economic activities that qualify as environmentally sustainable under the EU Taxonomy



with an environmental objective in economic activities that do not qualify as environmentally sustainable under the EU Taxonomy



with a social objective



It promoted E/S characteristics, but **did not make any sustainable investments**

Sustainable investment means an investment in an economic activity that contributes to an environmental or social objective, provided that the investment does not significantly harm any environmental or social objective and that the investee companies follow good governance practices.

The **EU Taxonomy** is a classification system laid down in Regulation (EU) 2020/852, establishing a list of **environmentally sustainable economic activities**. That Regulation does not lay down a list of socially sustainable economic activities. Sustainable investments with an environmental objective might be aligned with the Taxonomy or not.



To what extent was the sustainable investment objective of this financial product met ?

During the financial year, the product continuously promoted environmental and/or social characteristics by aiming to have a higher ESG score than the ESG score of its investment universe **BLOOMBERG EURO GREEN BOND INDEX: CORPORATE**. In determining the ESG score of the Product and the ESG investment universe, ESG /performance was continuously assessed by comparing the average performance of a security against the security issuer's industry, in respect of each of the three environmental, social and governance characteristics.

The investment universe is a broad market universe that does not evaluate or include components based on environmental and/or social characteristics and is therefore not intended to be consistent with the characteristics promoted by the fund. No ESG benchmark has been designated.

The sub-fund maintained the committed share of its allocation invested in the use of green bonds.

Green bonds' objective is to finance projects that generate a positive and measurable impact on the environment. The key indicator measuring the green bonds' impact is the "Avoided tons of CO2 emissions per million of euros invested in a year". Beyond the quantitative and qualitative financial analysis of the bonds that are likely to compose the portfolio, the selection process includes an ESG strategy assessment at the issuer level and a green bond assessment following several points of analysis:

1. Amundi has developed a proprietary ESG scoring system based on a seven-letter scale, ranging from A to G, where A is the best and G the worst rating. Any issuer with a G-rating is excluded from all of Amundi's actively managed portfolios. We implement the verification of the issuer's ESG rating and check the rating's compliance with the related fund's criteria. As stated above, issuers with a G-rating on Amundi's ESG rating scale are not eligible for investment. If there are weaknesses, the ESG Research team will look for any controversy on the related pillar (E, S and G) in more detail.
2. Green bond assessment in terms of: (i) project analysis, via analysis of the geographical location of assets, action on the assets, assessment of any additional impact of the green project on the environment, biodiversity, local communities, or other social aspects (Do no significant harm), alignment to industry standards (e.g. alignment with International Capital Markets Association Green Bond Principles, Climate Bond Initiative, EU Taxonomy). (ii) issuer analysis at global ESG strategy and controversy levels, (iii) green funding rationale (type of projects funded, allocation of green assets, type of instruments funding green projects) and (iv) transparency (green bond report, second party opinion existence)
3. Ongoing monitoring (ex-post investment), which includes regular review of allocation and impact report of the green bond, controversies the issuer is involved in and issuer's environmental strategy.

Finally, all selected Green Bonds shall meet the criteria and guidelines of the Green Bond Principles as published by the International Capital Market Association. Please visit Amundi's Responsible Investment Policy for more details on the above.

Sustainability indicators measure how the environmental or social characteristics promoted by the financial product are attained.

● *How did the sustainability indicators perform?*

Amundi has developed its own in-house ESG rating process based on the "Best-in-class" approach. Ratings adapted to each sector of activity aim to assess the dynamics in which companies operate.

The sustainability indicator used is the ESG score of the Product that is measured against the ESG score of the ESG investment universe of the Product.

At the end of the period:

- The weighted average ESG rating of the portfolio is **1.118 (C)**.
- The weighted average ESG rating of the ESG investment universe is **0.799 (C)**.

The Amundi ESG rating used to determine the ESG score is an ESG quantitative score translated into seven grades, ranging from A (the best scores universe) to G (the worst). In the Amundi ESG Rating scale, the securities belonging to the exclusion list correspond to a G. For corporate issuers, ESG performance is assessed globally and at relevant criteria level by comparison with the average performance of its industry, through the combination of the three ESG dimensions:

- Environmental dimension: this examines issuers' ability to control their direct and indirect environmental impact, by limiting their energy consumption, reducing their greenhouse emissions, fighting resource depletion and protecting biodiversity.
- Social dimension: this measures how an issuer operates on two distinct concepts: the

issuer's strategy to develop its human capital and the respect of the human rights in general;

- Governance dimension: This assesses capability of the issuer to ensure the basis for an effective corporate governance framework and generate value over the long-term.

The methodology applied by Amundi ESG rating uses 38 criteria that are either generic (common to all companies regardless of their activity) or sector specific which are weighted according to sector and considered in terms of their impact on reputation, operational efficiency and regulations in respect of an issuer. Amundi ESG ratings are likely to be expressed globally on the three E, S and G dimensions or individually on any environmental or social factor.

At the end of the period, the portfolio holds **89.79 %** of green bonds.

● ***... and compared to previous periods?***

At the end of the previous period, the weighted average ESG rating of the portfolio was 0,99 (C) and the weighted average ESG rating of the ESG investment universe was 0,83 (C).

At the end of the previous period, the portfolio held 95.01 % of green bonds

● ***How did the sustainable investments not cause significant harm to any sustainable investment objective?***

To ensure sustainable investments do no significant harm ('DNSH'), Amundi utilises two filters:

The first DNSH filter relies on monitoring the mandatory Principal Adverse Impacts indicators in Annex 1, Table 1 of the RTS where robust data is available (e.g.GHG intensity of investee companies) via a combination of indicators (e.g.carbon intensity) and specific thresholds or rules (e.g. that the investee company's carbon intensity does not belong to the last decile of the sector).

Amundi already considers specific Principle Adverse Impacts within its exclusion policy as part of Amundi's Responsible Investment Policy. These exclusions, which apply on the top of the tests detailed above, cover the following topics: exclusions on controversial weapons, violations of UN Global Compact principles, coal and tobacco.

Beyond the specific sustainability factors covered in the first filter, Amundi has defined a second filter, which does not take the mandatory Principal Adverse Impact indicators above into account, in order to verify that the company does not badly perform from an overall environmental or social standpoint compared to other companies within its sector which corresponds to an environmental or social score superior or equal to E using Amundi's ESG rating.

– ***How were the indicators for adverse impacts on sustainability factors taken into account?***

The indicators for adverse impacts have been taken into account as detailed in the first do not significant harm (DNSH) filter above.

The first DNSH filter relies on monitoring of mandatory Principal Adverse Impacts indicators in Annex 1, Table 1 of the Delegated Regulation (EU) 2022/1288 where robust data is available via the combination of following indicators and specific thresholds or rules:

- Have a CO2 intensity which does not belong to the last decile compared to other companies within its sector (only applies to high intensity sectors), and
- Have a Board of Directors' diversity which does not belong to the last decile compared to other companies within its sector, and
- Be cleared of any controversy in relation to work conditions and human rights.
- Be cleared of any controversy in relation to biodiversity and pollution

Principal adverse impacts are the most significant negative impacts of investment decisions on sustainability factors relating to environmental, social and employee matters, respect for human rights, anti-corruption and anti-bribery matters.

Amundi already considers specific Principle Adverse Impacts within its exclusion policy as part of Amundi's Responsible Investment Policy. These exclusions, which apply on the top of the tests detailed above, cover the following topics: exclusions on controversial weapons, Violations of UN Global Compact principles, coal and tobacco.

– ***Were sustainable investments aligned with the OECD Guidelines for Multinational Enterprises and the UN Guiding Principles on Business and Human Rights? Details:***

Yes, the OECD Guidelines for Multinational Enterprises and the UN Guiding Principles on Business and Human Rights are integrated into our ESG scoring methodology. Our proprietary ESG rating tool assesses issuers using available data from our data providers. For example the model has a dedicated criteria called "Community Involvement & Human Rights" which is applied to all sectors in addition to other human rights linked criteria including socially responsible supply chains, working conditions, and labour relations. Furthermore, we conduct controversy monitoring on a, at minimum, quarterly basis which includes companies identified for human rights violations. When controversies arise, analysts evaluate the situation and apply a score to the controversy (using our proprietary scoring methodology) and determine the best course of action. Controversy scores are updated quarterly to track the trend and remediation efforts.



How did this financial product consider principal adverse impacts on sustainability factors?

The product considers all the mandatory Principal Adverse Impacts as per Annex 1, Table 1 of the Delegated Regulation (EU) 2022/1288 applying to the product's strategy and relies on a combination of exclusion policies (normative and sectorial), engagement and voting approaches:

- Exclusion : Amundi has defined normative, activity-based and sector-based exclusion rules covering some of the key adverse sustainability indicators listed by the Disclosure Regulation.
- ESG factors integration : Amundi has adopted minimum ESG integration standards applied by default to its actively managed open-ended funds (exclusion of G rated issuers and better weighted average ESG score higher than the applicable benchmark). The 38 criteria used in Amundi ESG rating approach were also designed to consider key impacts on sustainability factors, as well as quality of the mitigation undertaken are also considered in that respect.
- Engagement : Engagement is a continuous and purpose driven process aimed at influencing the activities or behaviour of investee companies. The aim of engagement activities can fall into two categories: to engage an issuer to improve the way it integrates the environmental and social dimension, to engage an issuer to improve its impact on environmental, social, and human rights-related or other sustainability matters that are material to society and the global economy.
- Vote : Amundi's voting policy responds to a holistic analysis of all the long-term issues that may influence value creation, including material ESG issues. For more information, please refer to Amundi's Voting Policy .
- Controversies monitoring : Amundi has developed a controversy tracking system that relies on three external data providers to systematically track controversies and their level of severity. This quantitative approach is then enriched with an in-depth assessment of each severe controversy, led by ESG analysts and the periodic review of its evolution. This approach applies to all of Amundi's funds.

For any further detail on how mandatory Principal Adverse Impact indicators are taken into account, please refer to the Amundi Sustainable Finance Disclosure Statement available at www.amundi.com.



What were the top investments of this financial product?

The list includes the investments constituting the greatest proportion of investments of the financial product during the reference period which is: **From 01/07/2023 to 30/06/2024**


Largest Investments	Sector	Sub-Sector	Country	% Assets
LBPSFH 1.625% 05/30 EMTN	Securitized	Mortgage Assets	France	1.99%
SOCSFH 0.125% 07/29	Securitized	Mortgage Assets	France	1.97%
SVEGNO 0.01% 06/27	Securitized	Mortgage Assets	Norway	1.97%
ALDFP 4% 07/27 EMTN	Corporates	Other Financials	France	1.82%
GFCFP 1.5% 01/25	Corporates	Real Estate (REIT)	France	1.54%
EOANGR % 08/24 EMTN	Corporates	Electric	Germany	1.54%
HYN0E 1.375% 04/25	Corporates	Banking	Austria	1.52%
ALLRNV 2.625% 09/27 EMTN	Corporates	Electric	Netherlands	1.52%
CMZB VAR 03/26 EMTN	Corporates	Banking	Germany	1.51%
ABNANV 4.25% 02/30 EMTN	Corporates	Banking	Netherlands	1.51%
ABNANV 4% 01/28 EMTN	Corporates	Banking	Netherlands	1.50%
EDF 1% 10/26	Corporates	Electric	France	1.47%
LPTY 0.25% 02/26 EMTN	Corporates	Other Financials	Netherlands	1.46%
AIB VAR 05/31 EMTN	Corporates	Banking	Ireland	1.41%
EDPPL VAR 04/83 EMTN	Corporates	Electric	Portugal	1.40%




What was the proportion of sustainability-related investments?



What was the asset allocation?





Asset allocation describes the share of investments in specific assets.

● *In which economic sectors were the investments made ?*

<i>Sector</i>	<i>Sub-Sector</i>	<i>% Assets</i>
<i>Corporates</i>	<i>Banking</i>	<i>43.46%</i>
<i>Corporates</i>	<i>Electric</i>	<i>16.19%</i>
<i>Securitized</i>	<i>Mortgage Assets</i>	<i>5.93%</i>
<i>Corporates</i>	<i>Consumer Discretionary</i>	<i>5.38%</i>
<i>Corporates</i>	<i>Other Financials</i>	<i>4.28%</i>
<i>Corporates</i>	<i>Insurance</i>	<i>3.82%</i>
<i>Corporates</i>	<i>Real Estate (REIT)</i>	<i>3.68%</i>
<i>Corporates</i>	<i>Basic Industry</i>	<i>1.72%</i>

<i>Corporates</i>	<i>Communications</i>	<i>1.60%</i>
<i>Corporates</i>	<i>Natural Gas</i>	<i>1.39%</i>
<i>Financials</i>	<i>Mutual Funds</i>	<i>1.08%</i>
<i>Corporates</i>	<i>Capital Goods</i>	<i>0.66%</i>
<i>Corporates</i>	<i>Transportation</i>	<i>0.58%</i>
<i>Forex</i>	<i>Forex</i>	<i>0.07%</i>
<i>Others</i>	<i>Others</i>	<i>0.04%</i>
<i>Treasuries</i>	<i>Treasuries</i>	<i>0.00%</i>
<i>Cash</i>	<i>Cash</i>	<i>10.12%</i>

To comply with the EU Taxonomy, the criteria for **fossil gas** include limitations on emissions and switching to fully renewable power or low-carbon fuels by the end of 2035. For **nuclear energy**, the criteria include comprehensive safety and waste management rules

Enabling activities directly enable other activities to make a substantial contribution to an environmental objective.

Transitional activities are activities for which low-carbon alternatives are not



To what extent were sustainable investments with an environmental objective aligned with the EU Taxonomy ?

The fund has an environmental sustainable investment objective. While the fund did not commit to making investments aligned with the EU Taxonomy, during the reporting period the fund invested 0.50% in sustainable investments aligned with the EU Taxonomy. These investments contributed to the climate change mitigation objectives of the EU Taxonomy.

The alignment of investee companies with the above-mentioned EU Taxonomy objectives is measured using turnover (or revenues) and/or green bond use-of-proceeds data.

The reported alignment percentage of the investments of the fund with the EU Taxonomy has not been audited by the fund auditors or by any third party.

Did the financial product invest in fossil gas and/or nuclear energy related activities complying with the EU Taxonomy¹ ?

Yes:

In fossil gas In nuclear energy

No

Reliable data regarding alignment with the EU Taxonomy fossil gas and nuclear energy was not available during the period.

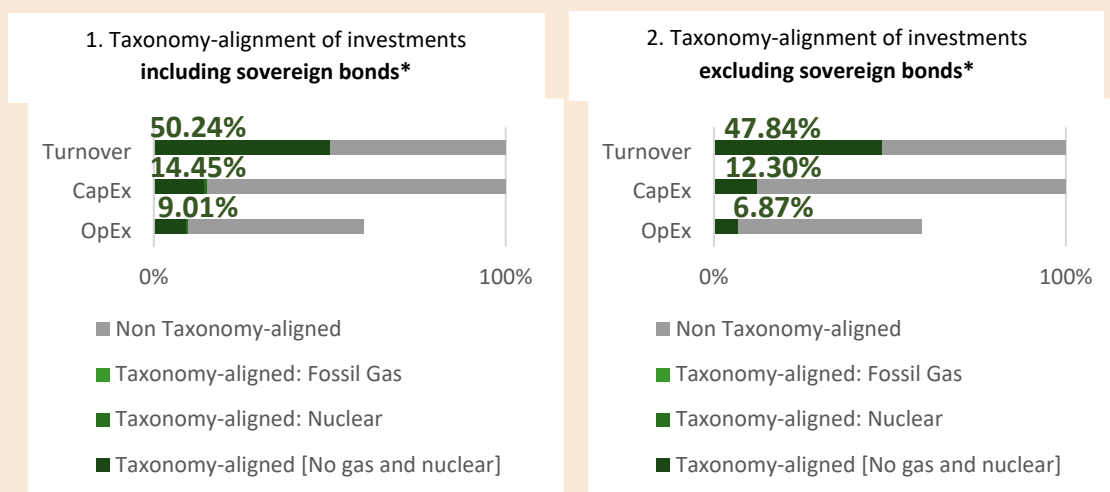
yet available and among others have greenhouse gas emission levels corresponding to the best performance.

Taxonomy-aligned activities are expressed as a share of:

- turnover reflecting the share of revenue from green activities of investee companies
- capital expenditure (CapEx) showing the green investments made by investee companies, e.g. for a transition to a green economy.
- operational expenditure (OpEx) reflecting green operational activities of investee companies.

⁴Fossil gas and/or nuclear related activities will only comply with the EU Taxonomy where they contribute to limiting climate change ("climate change mitigation") and do no significant harm to any EU Taxonomy objective. The full criteria for fossil gas and nuclear energy economic activities that comply with the EU Taxonomy are laid down in Commission Delegated Regulation (EU) 2022/1214.

The graphs below show in green the percentage of investments that were aligned with the EU Taxonomy. As there is no appropriate methodology to determine the taxonomy-alignment of sovereign bonds*, the first graph shows the Taxonomy alignment in relation to all the investments of the financial product including sovereign bonds, while the second graph shows the Taxonomy alignment only in relation to the investments of the financial product other than sovereign bonds.



* For the purpose of these graphs, 'sovereign bonds' consist of all sovereign exposures

● **What was the share of investments in transitional and enabling activities ?**

As of 30/06/2024, using turnover and/or green bond use-of-proceeds data as an indicator, the fund's share of investment in transitional activities was 0.00% and the share of investment in enabling activities was 0.00%. The reported alignment percentage of the investments of the fund with the EU Taxonomy has not been audited by the fund auditors or by any third party.

● **How did the percentage of investments that were aligned with the EU Taxonomy compare with previous reference periods ?**

At the end of the previous period, the percentage of investments with Taxonomy alignment was 0.00%.

 are sustainable investments with an environmental objective that **do not take into account the criteria** for

 **What was the share of sustainable investments with an environmental objective not aligned with the EU Taxonomy ?**

The share of sustainable investments with environmental objective not aligned to taxonomy was **89.36%** at the end of the period.

This is due to the fact that some issuers are considered sustainable investments under the SFDR Regulation but do have a portion of activities that are not aligned with EU taxonomy standards, or for which data is not yet available to perform an EU taxonomy assessment.

environmentally sustainable economic activities under Regulation (EU) 2020/852.



What was the share of socially sustainable investments ?

The share of socially sustainable investments at the end of the period was 0.00%.



What investments were included under “not sustainable”, what was their purpose and were there any minimum environmental or social safeguards ?

“#2 Other” includes cash and other instruments held for the purpose of liquidity and portfolio risk management. For unrated bonds and shares, minimum environmental and social safeguards are in place via controversy screening against the UN Global Compact Principles.



What actions have been taken to attain the sustainable investment objective during the reference period ?

Sustainability indicators are continuously made available in the portfolio management system allowing the portfolio managers to assess the impact of their investment decisions.

These indicators are embedded within AMUNDI’s control framework, with responsibilities spread between the first level of controls performed by the Investment teams themselves and the second level of controls performed by the Risk teams, who monitor compliance with environmental or social characteristics promoted by the fund on an ongoing basis.

Moreover, AMUNDI’s Responsible Investment Policy sets out an active approach to engagement that promotes dialogue with investee companies including those in the portfolio of this product. Our Annual Engagement Report, available on <https://about.amundi.com/esg-documentation>, provides detailed reporting on this engagement and its results



How did this financial product perform compared to the reference benchmark ?

Reference benchmarks are indexes to measure whether the financial product attains the environmental or social characteristics that they promote.

This product does not have an ESG Benchmark.

- ***How does the reference benchmark differ from a broad market index ?***

This product does not have an ESG Benchmark.

- ***How did this financial product perform with regard to the sustainability indicators to determine the alignment of the reference benchmark with the sustainable investment objective ?***

This product does not have an ESG Benchmark.

- ***How did this financial product perform compared with the reference benchmark ?***

This product does not have an ESG Benchmark.

- ***How did this financial product perform compared with the broad market index ?***

This product does not have an ESG Benchmark.

